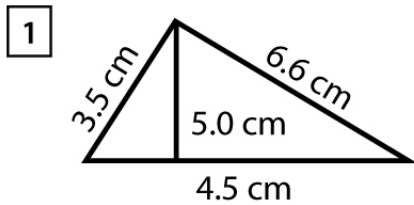


Name : _____

Score : _____ Date : _____

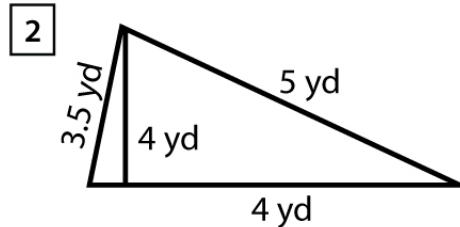
Identify the Type, Area and Perimeter for each Triangle



Type = _____

Area = _____

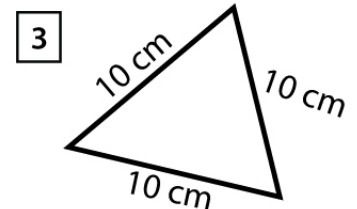
Perimeter = _____



Type = _____

Area = _____

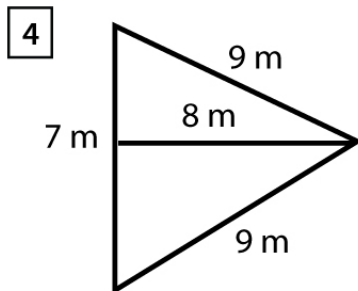
Perimeter = _____



Type = _____

Area = _____

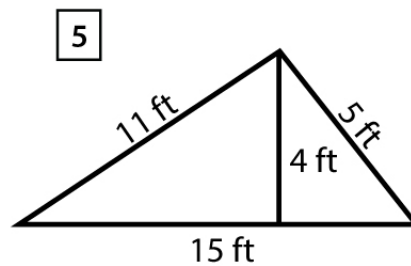
Perimeter = _____



Type = _____

Area = _____

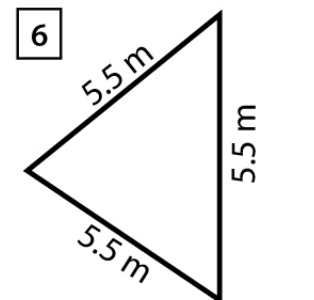
Perimeter = _____



Type = _____

Area = _____

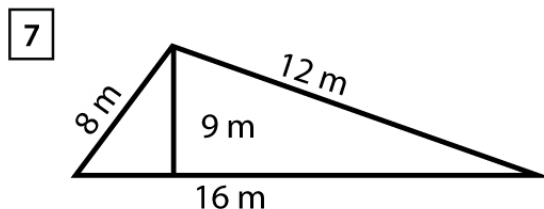
Perimeter = _____



Type = _____

Area = _____

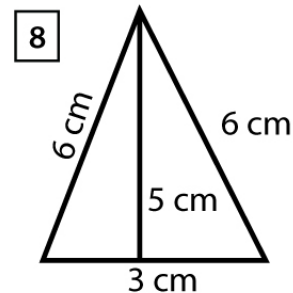
Perimeter = _____



Type = _____

Area = _____

Perimeter = _____



Type = _____

Area = _____

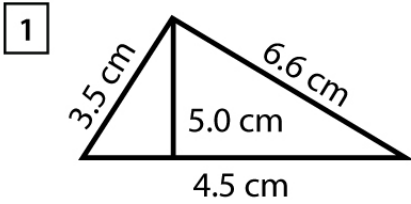
Perimeter = _____

Name : _____

Score : _____ Date : _____

Identify the Type, Area and Perimeter for each Triangle

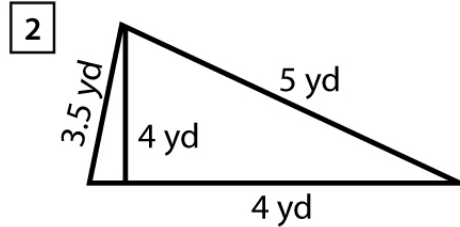
Answers



Type = Scalene

Area = 11.25 cm²

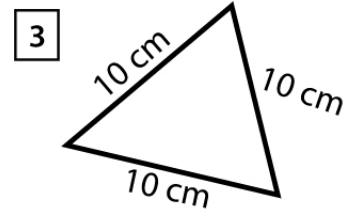
Perimeter = 14.6 cm



Type = Scalene

Area = 8 yd²

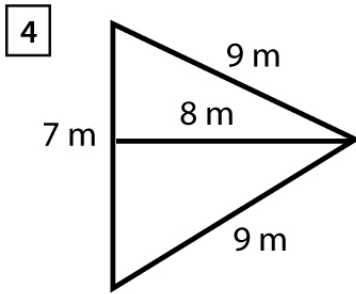
Perimeter = 12.5 yd



Type = Equilateral

Area = 43.30 cm²

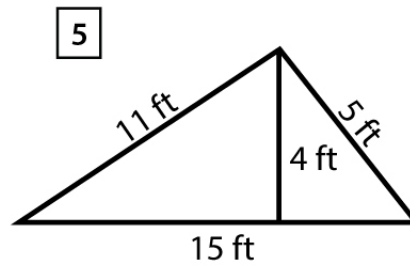
Perimeter = 30cm



Type = Isosceles

Area = 28 m²

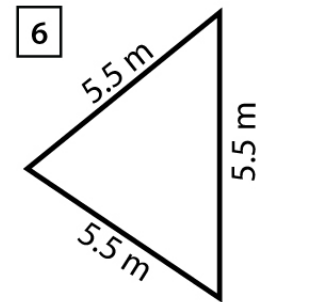
Perimeter = 25 m



Type = Scalene

Area = 30 ft²

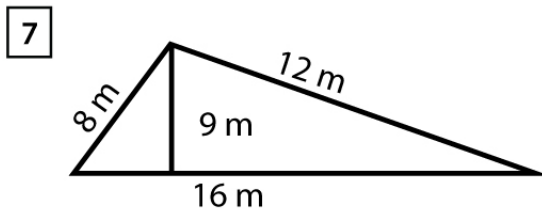
Perimeter = 31 ft



Type = Equilateral

Area = 13.09 m²

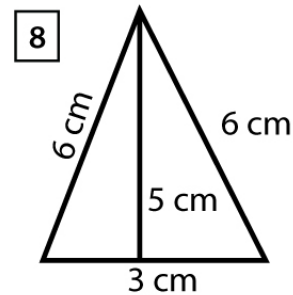
Perimeter = 16.5 m



Type = Scalene

Area = 72 m²

Perimeter = 36 m



Type = Isosceles

Area = 7.5 cm²

Perimeter = 15 cm