
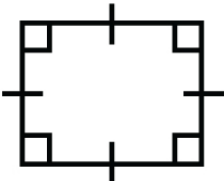

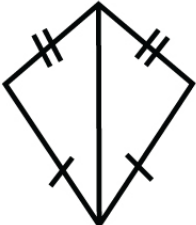
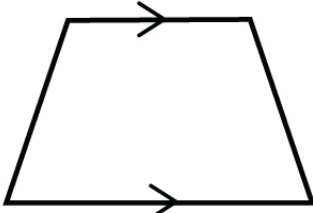


Name : _____

Score : _____ Date : _____

Comparing and Classifying Quadrilaterals Worksheet

Match the quadrilaterals with their shapes


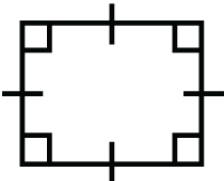

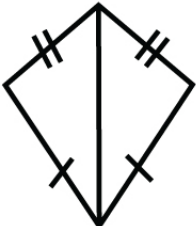
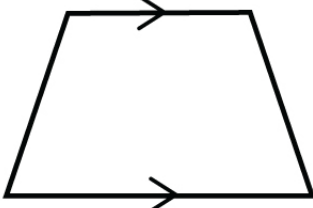
| Shape name | Shape Geometry | Properties |
|-------------|---|--|
| 1 Trapezium | i)  | <ul style="list-style-type: none">• Four equal sides• Opposite sides parallel |
| 2 Rhombus | ii)  | <ul style="list-style-type: none">• Four equal sides• Four right angles |
| 3 Square | iii)  | <ul style="list-style-type: none">• Two pairs of equal sides• Four right angles |
| 4 Kite | iv)  | <ul style="list-style-type: none">• Two pairs of adjacent sides of equal length• One pair of equal angles |
| 5 Rectangle | v)  | <ul style="list-style-type: none">• One pair of parallel sides |

Name : _____

Score : _____ Date : _____

Comparing and Classifying Quadrilaterals Worksheet

Answers

| Shape name | Shape Geometry | Properties |
|-------------|---|--|
| 1 Trapezium | i)  | <ul style="list-style-type: none">• Four equal sides• Opposite sides parallel |
| 2 Rhombus | ii)  | <ul style="list-style-type: none">• Four equal sides• Four right angles |
| 3 Square | iii)  | <ul style="list-style-type: none">• Two pairs of equal sides• Four right angles |
| 4 Kite | iv)  | <ul style="list-style-type: none">• Two pairs of adjacent sides of equal length• One pair of equal angles |
| 5 Rectangle | v)  | <ul style="list-style-type: none">• One pair of parallel sides |