

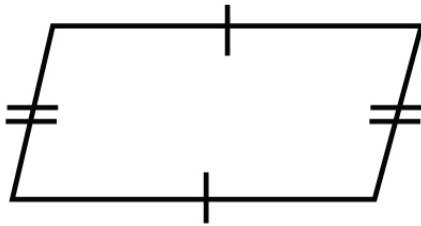
Name : _____

Score : _____ Date : _____

Introducing Quadrilateral Worksheet

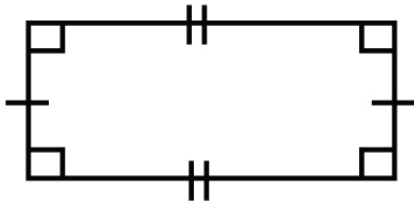
Identify and name the quadrilaterals using their properties

1



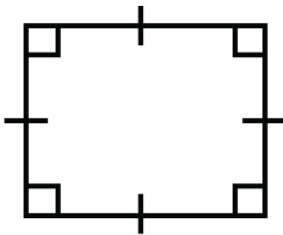
Have two pairs of parallel sides

2



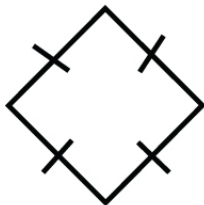
Have four right angles with opposite sides equal

3



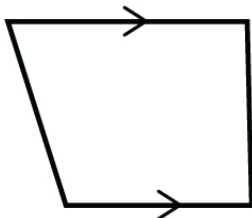
All sides equal with four right angles

4



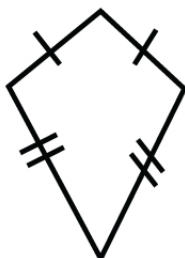
All sides equal with no right angle

5



Have one pair of parallel sides
and one pair of non parallel sides

6



Have two pair of equal sides
with no parallel sides

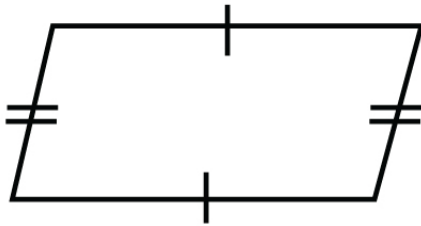
Name : _____

Score : _____ Date : _____

Introducing Quadrilateral Worksheet

Answers

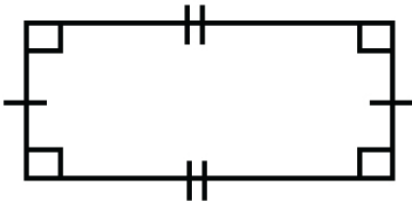
1



Have two pairs of parallel sides

Parallelogram

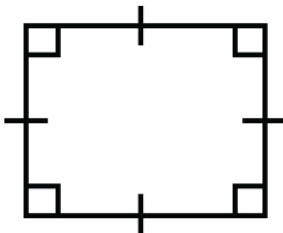
2



Have four right angles with opposite sides equal

Rectangle

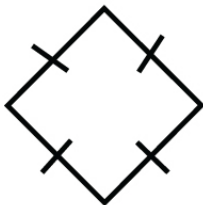
3



All sides equal with four right angles

Square

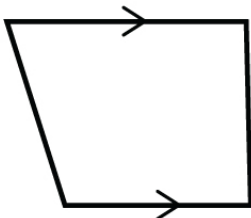
4



All sides equal with no right angle

Rhombus

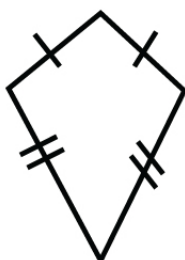
5



Have one pair of parallel sides
and one pair of non parallel sides

Trapezoid

6



Have two pair of equal sides
with no parallel sides

Kite