

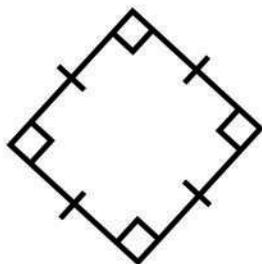
Name : \_\_\_\_\_

Score : \_\_\_\_\_ Date : \_\_\_\_\_

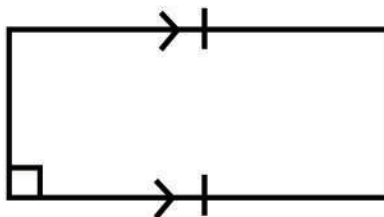
Properties of Rhombuses, Rectangles and Squares Worksheet

Identify whether the parallelogram is a rhombus, a rectangle or a square. Give reasons.

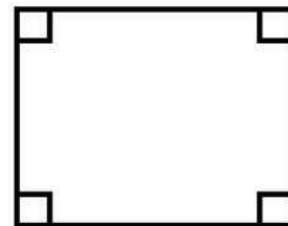
1



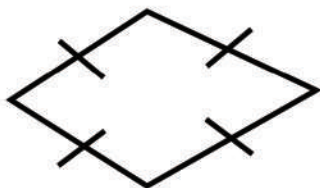
2



3



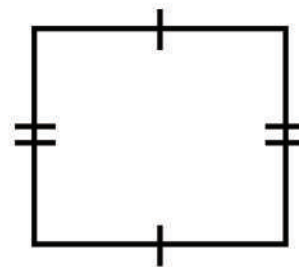
4



5

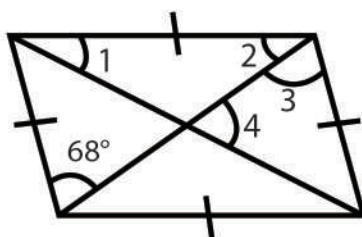


6



Find the measure of the numbered angles in each rhombus

7



8

