

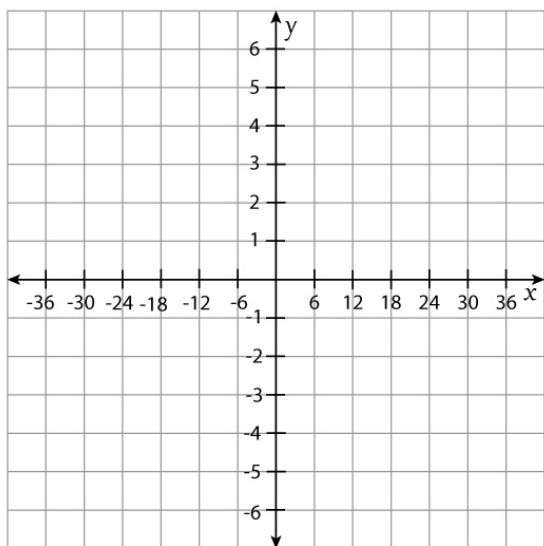
Name: _____

Graphing Linear Equations Worksheet

Complete the table. Plot the points and graph the line.

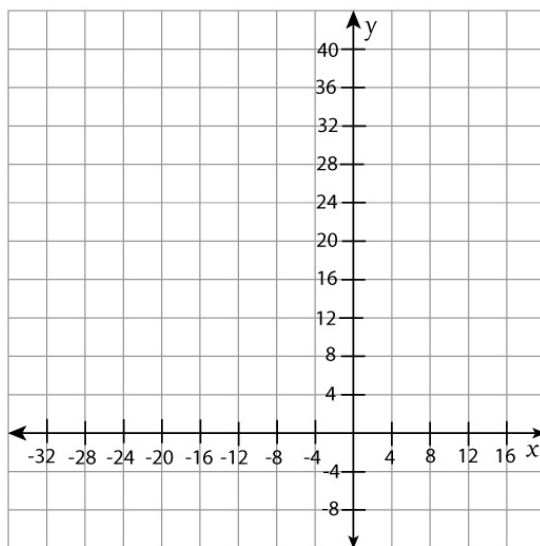
① $x - 6y = -12$

x	-12	-6	0	6	12
y					



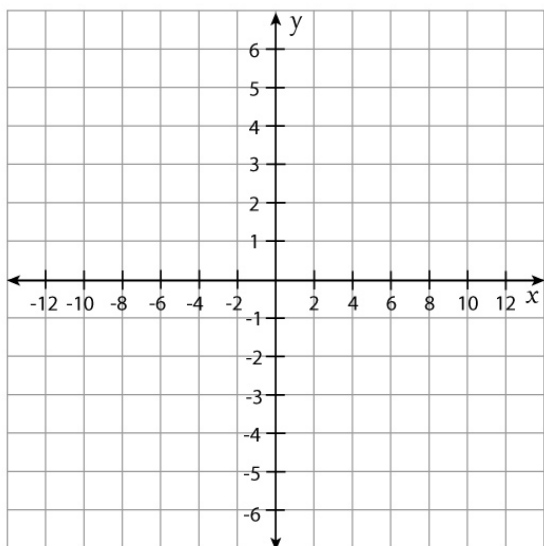
② $6x - 3y = -12$

x	-20		-12		-4
y		28		12	



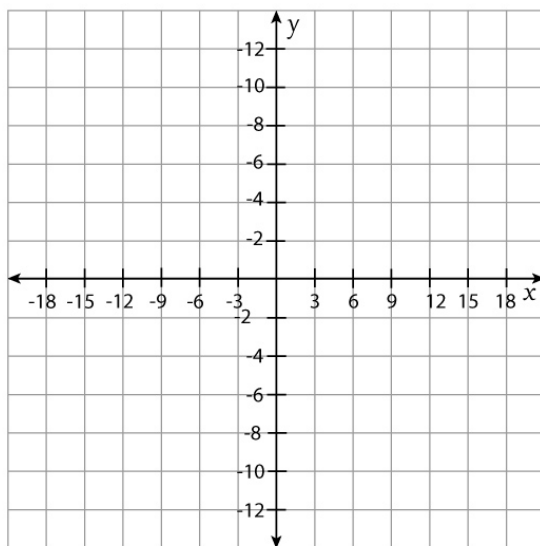
③ $2y = -x + 8$

x	-2	0	2	4	6
y					



④ $4x = 3y$

x					
y					



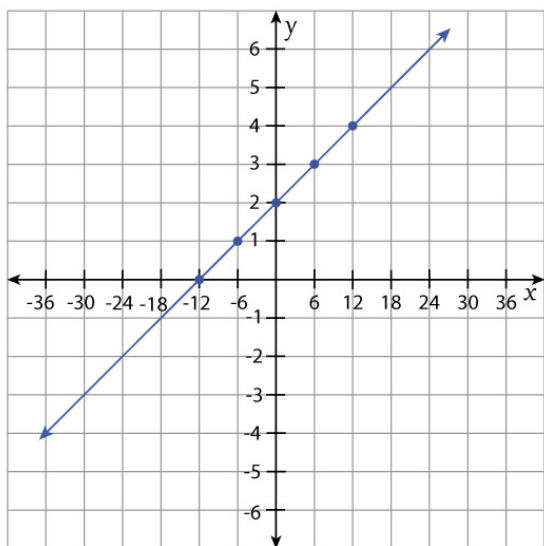
Name: _____

Graphing Linear Equations Worksheet

Answers

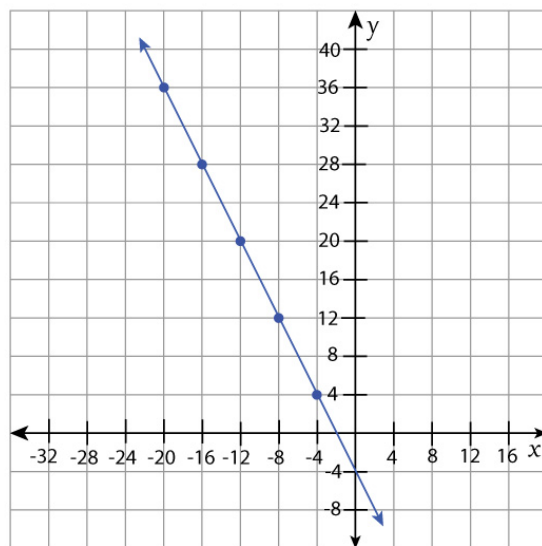
① $x - 6y = -12$

x	-12	-6	0	6	12
y	0	1	2	3	4



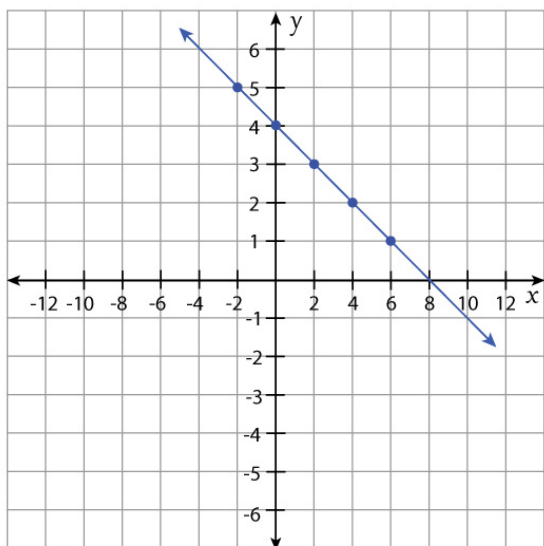
② $6x - 3y = -12$

x	-20	-16	-12	-8	-4
y	36	28	20	12	4



③ $2y = -x + 8$

x	-2	0	2	4	6
y	5	4	3	2	1



④ $4x = 3y$

x	-6	-3	0	3	6
y	-8	-4	0	4	8

