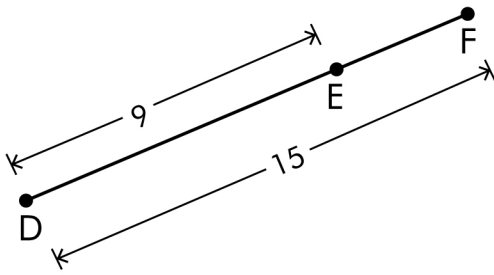


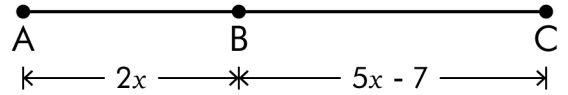
Line Segment Addition Postulate

1)



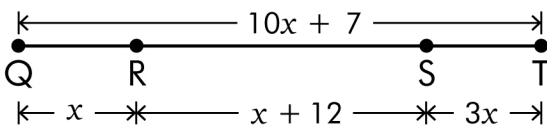
$EF = \dots\dots\dots$

2)



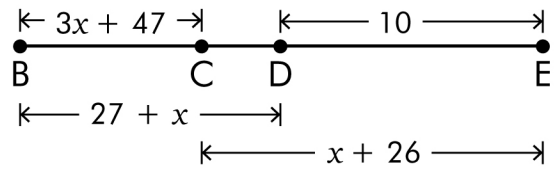
$x = \dots\dots\dots$

3)



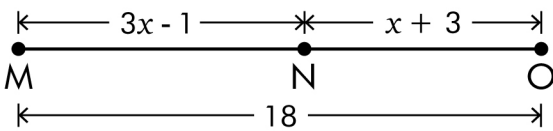
$x = \dots\dots\dots$

4)



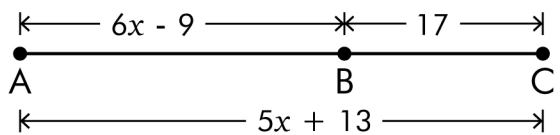
$CE = \dots\dots\dots$

5)



$x = \dots\dots\dots$

6)

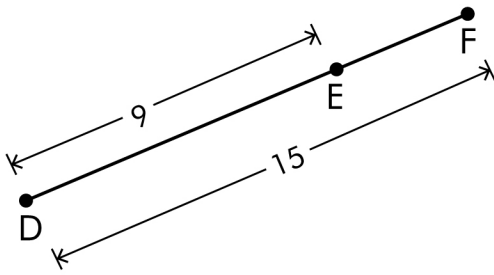


$AB = \dots\dots\dots$

Line Segment Addition Postulate

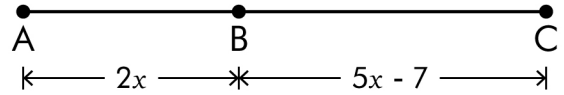
Answers

1)



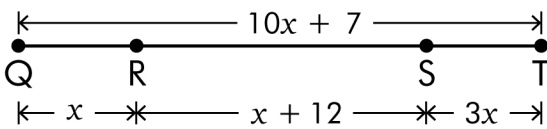
$EF = \underline{\quad 6 \quad}$

2)



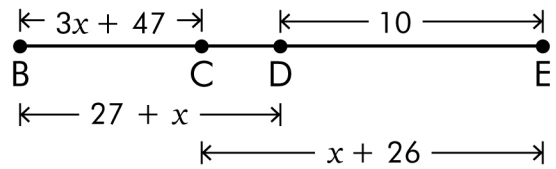
$x = \underline{\quad 6 \quad}$

3)



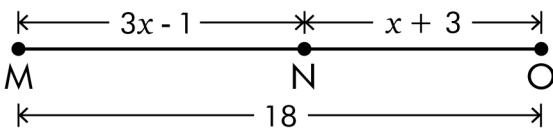
$x = \underline{\quad 1 \quad}$

4)



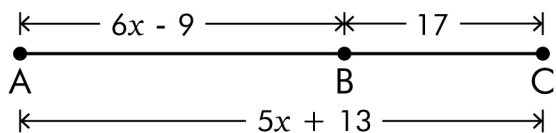
$CE = \underline{\quad 14 \quad}$

5)



$x = \underline{\quad 4 \quad}$

6)



$AB = \underline{\quad 21 \quad}$