


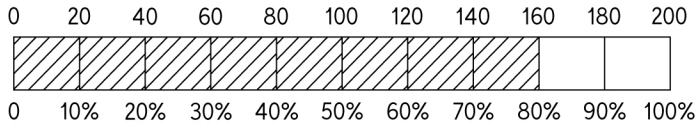
Name: _____

Date: _____

Percents Using Bar Model


1) What is 80% of 200? 160

2) What is 20% of 150? _____



3) What is 50% of 400? _____

4) What is 30% of 200? _____





5) What is 20% of 400? _____

6) What is 50% of 300? _____



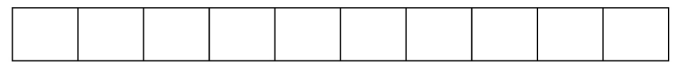

7) What is 30% of 600? _____

8) What is 60% of 120? _____



9) What is 80% of 200? _____

10) What is 30% of 500? _____



11) What is 20% of 100? _____

12) What is 40% of 700? _____

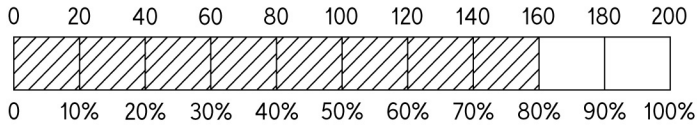
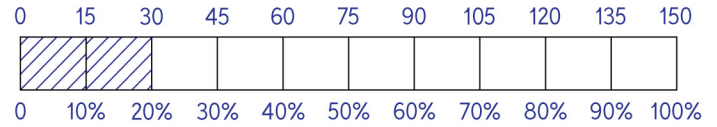
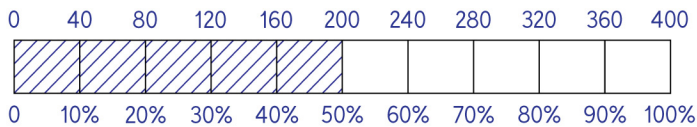
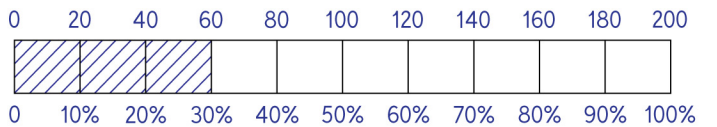
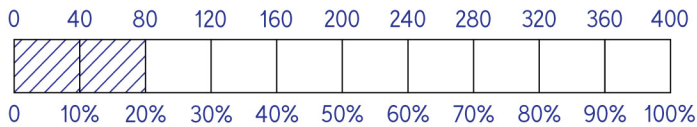
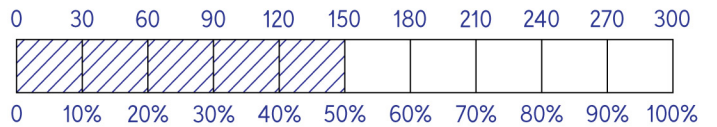
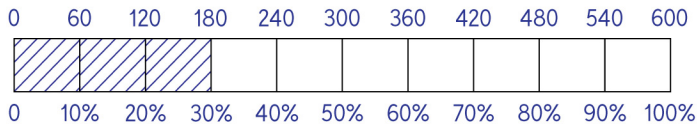
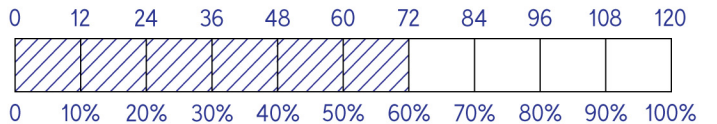
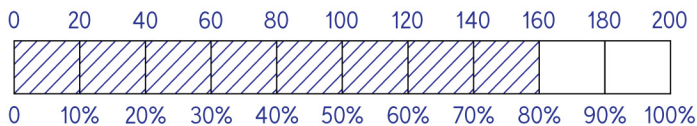
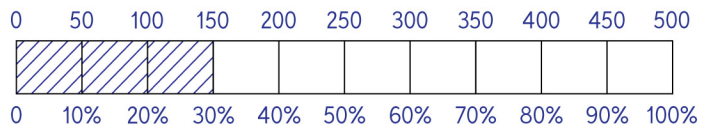
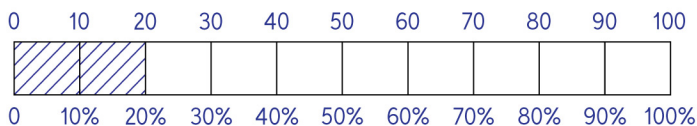


Name: _____

Date: _____

Percents Using Bar Model

Answers

1) What is 80% of 200? 1602) What is 20% of 150? 303) What is 50% of 400? 2004) What is 30% of 200? 605) What is 20% of 400? 806) What is 50% of 300? 1507) What is 30% of 600? 1808) What is 60% of 120? 729) What is 80% of 200? 16010) What is 30% of 500? 15011) What is 20% of 100? 2012) What is 40% of 700? 280